



Product Guide

WINDOWS AND PATIO DOORS





WELCOME

For over 60 years, the focus at Lincoln has been the production of high quality wood windows and patio doors. Our emphasis is on finely crafting wood employing old world traditions with the latest manufacturing technologies. Every day, at every level, windows and patio doors are carefully produced for residential and light commercial projects.

As the market demands an increase for product versatility, performance and appearance, Lincoln steps forward with more design flexibility, increased performance ratings and a multitude of options. When windows and doors are built applying stringent production requirements while addressing the specific requests for the application, they are truly custom products for each project.

With a choice of color, style, shape, hardware and trim, you'll see how easy window or patio door selection can be.

Photo courtesy of LICO Group, Developers, Manchester, Connecticut • LARC Architects, West Hartford, Connecticut



Cover and above photo courtesy of: Prime Homes, Inc., Master Builders, West Simsbury, Connecticut • Kemper Associates Architects, Farmington, Connecticut

EXTERIOR OPTIONS

Durability with Flexibility! Achieve the exact appearance for your project with five exterior options for windows and four exterior options for patio doors. Don't miss an opportunity to define yourself with an eye-catching exterior, because that first impression really does count.

Primed

Lincoln gives the traditional wood window a kick into the 21st century with some terrific technology upgrades. Where possible, (sills, sill nosing, blindstop and brickmould) Lincoln incorporates paintable cellular cPVC parts that prevent rot and prolong product life. As standard, any exposed wood components have a factory applied primer. Put a historical exterior casing on our primed window and follow the hand-crafted traditions of yesteryear.

Vinyl Clad

Reap the benefits of a low-maintenance vinyl exterior while enjoying the beauty of fine wood interiors that can be stained or painted. All the features and benefits of aluminum cladding, without forfeiting quality product construction, are found in the vinyl clad line. For exacting designs choose vinyl clad available in three popular colors.



Hybrid

Consider this the best of both worlds. We've combined our primed frame, with all its exterior cPVC trim options, and insert either our aluminum clad or vinyl clad sash for windows or our aluminum clad panels for patio doors to create the perfect unit. The result is Lincoln's ultimate low-maintenance product that doesn't sacrifice traditional curb-appeal and subsequently becomes an individually tailored unit. Desire more from a window or patio door opening and let the hybrid deliver.



Aluminum Clad

Aluminum clad, the most popular exterior, offers color flexibility and structural strength while providing a homeowner with a low maintenance exterior. Extruded aluminum frames and sash protect homes from the outdoors and add structural integrity for maximum functionality. We offer eight standard colors, thirty-eight feature colors, seven spray-on anodized colors and have the ability to match from a customer's sample.

Standard Colors




Spray-On Anodized Colors



7 NEW Spray-on Anodized Colors
29 NEW Feature Colors

Feature Colors



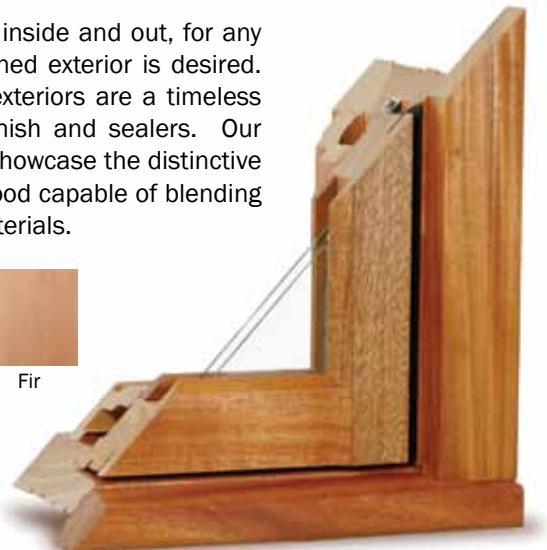

Custom Colors



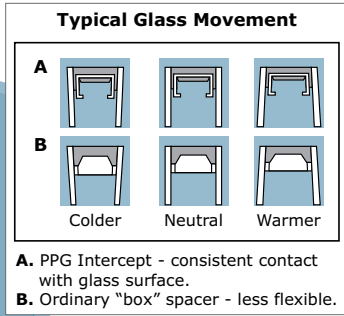
Due to printing limitations, the colors shown are for representation only.

Natural Wood

Pick clear natural wood, inside and out, for any application where a stained exterior is desired. Products with all wood exteriors are a timeless design ready for your finish and sealers. Our three all-wood exteriors showcase the distinctive warmth and beauty of wood capable of blending in with natural siding materials.



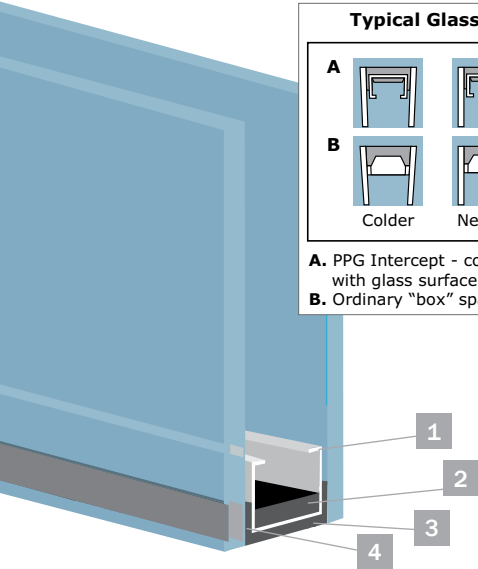
OPTIONS AND ACCESSORIES



Glass Options

Glass is an incredibly important component in any window or patio doors' performance. Lincoln utilizes a glass unit composed of high quality double-strength glass combined with our PPG Intercept® Warm-Edge Spacer and the best sealants available.

For greater thermal performance, we offer LoE², LoE³-366™ and Dual Low-E. For greater energy efficiency, argon is added to all Low-E glass units, at no cost to the customer, with the exception of those units requiring capillary/breather tubes. These units include, but are not limited to, glass 12" and less in width or height and units shipped over high elevations. Lincoln does not guarantee that the initial argon fill rate will be maintained over the life of the product. Argon depletion may decrease energy efficiency. For more information, contact your local distributor or Lincoln Wood Products, Inc. Additional options include laminated, tinted and patterned glass.



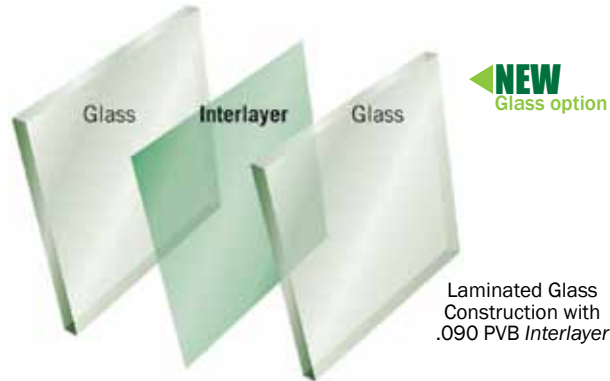
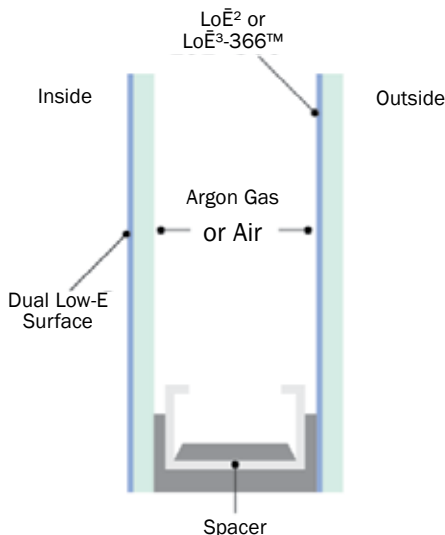
- 1 .010 thick roll formed mild steel one piece construction with integral fabricated corner key.
- 2 Extruded 6 grams/lineal foot of desiccated matrix.
- 3 Extruded .050 hot melt butyl seal and thermal barrier.
- 4 Extruded .030 hot melt butyl seal and thermal barrier.

Dual Low-E NEW Glass option

Dual Low-E is the next generation insulated glass (IG) product from Lincoln. Built with multiple Low-E surfaces, we designed our newest IG combination to address the ever increasing demands of today's customer while meeting strict code and energy requirements.

This energy efficient glazing option lowers U-values and Solar Heat Gain Coefficients thereby providing more comfortable living spaces and a reduction in home heating/cooling expenses.

Utilize Lincoln's technologically advanced and thermally enhanced glazing systems and enjoy the benefits for years to come.



For help in glass cleaning, Lincoln offers Neat® Glass from Cardinal which is engineered to reduce sediment build up and dirt on the glass for virtually self-cleaning glass. Rain water sheets off for faster drying times and cleaner glass surfaces. Protecting Neat® Glass during the construction process is a tough act. Preserve® Glass -the patented film-does exactly that and more. Shipping labels and performance ratings are applied over the thin low density polyethylene which drastically reduces clean up time and eliminates label ghosting.



Without Neat® With Neat®



Preserve®

OPTIONS AND ACCESSORIES

Alternative Species Interior

Nothing enhances the look and feel of a room more than the richness and beauty of wood. With that in mind, we offer several luxurious wood species in our new construction and Lincoln Fit product offerings. As a home builder or remodeler, select from five alternate wood species interiors, including Fir, Oak, Cherry, Alder or Mahogany and simultaneously complement the character of your project with your window package.



Interior Trim


Lincoln offers interior trims in ten profiles. The benefit to our customers is the ability to shape trim for a radius unit at the time the unit is produced. In addition, plinth blocks are available, to facilitate joining radius to straight trim.

Exterior Trim

Add a finishing touch to the exterior of your windows and patio doors by trimming them with the many brickmould and casings offered by Lincoln. Along with enriching the aesthetics of your home, these factory-applied trims reduce installation labor and hassle.

Lite Options

Stylize your windows and doors – it's simple with a standard or custom lite division. We offer several variations and styles to choose from whether you wish to stay historically accurate, are looking to make a statement or prefer the ease of cleaning. For the traditionalists, Lincoln offers a 7/8" and 1-1/4" True Divided Lite (LDL) in our primed wood sash. For the historic look with today's technology advantage, we offer a Simulated Divided Lite in three standard profile widths including: 7/8", 1-1/8" or 2". Profiled internal grilles (grilles between the glass) are a terrific low-maintenance option while still retaining the divided lite look. Interior wood grilles in 5/8", 1" and 1-1/4" single profile and 7/8" double profile, with or without surround, are paintable and stainable to match any décor.



Additional Options

Lincoln offers numerous other options as well, including extension jambs, masonry clips, nailing fins, jambliner covers, spread mulls and accessories, brickmould options, exterior cPVC or wood trims and casings, screen blinds, sash lifts, security footbolt locks, interior "FirstFinish" and much more.



Screens

Screens allow you to enjoy the fresh air while keeping insects and debris out of your home. Lincoln offers three screen options. Fiberglass mesh is our standard screen. It's the most popular screen material due to its long-lasting and minimal maintenance qualities. Aluminum is the most widely used metal for screens and is a great option for homes with pets or kids.

BetterVue is our newest offering. It's also made of fiberglass, but has thinner strands and a tighter weave than our standard fiberglass screen providing better visibility, increased light transmittance, greater airflow, improved curb appeal and enhanced protection from small insects (no-see-ums), debris and dust.



TOP - Standard Fiberglass BOTTOM - BetterVue

CASEMENT AND AWNING WINDOWS

When it comes to flexibility of design and performance, you're talking about Casement and Awning Windows. These crank out style windows can be mullled, stacked, combined with stationary picture units or built into a bow or bay configuration. For extra flair, add transoms, radius or geometric accent units for signature overall window designs that defy ordinary. Maximum performance is achieved by dual weatherstripping. The harder the wind blows, the tighter the seal. Let your imagination run wild and allow Lincoln casements to provide effective protection from the elements.



Casement and Awning Hardware and Screens

As standard, casement and awning operating hardware (crank handle, operator cover and lever lock) are a coppertone color that blends well with most clear wood finishes. Six optional finishes are offered for a customized look. Lincoln offers a standard low profile folding handle which is advantageous for use with some window treatments and offer lower clearance for removal of window screens.

In addition to the standard screen, retractable screens are available for Casement, French Casement and Awning windows.



Push-Out Casement Windows

These windows are beautiful inside and out. The sash swings open with a simple turn of the handle, while the friction hinges keep it firmly in place whether fully or partially opened.



Push-Out Casement Hardware and Screens

Choose from a traditional hinged screen or an innovative retractable screen that rolls up when not needed, leaving a clear view of the outdoors. The hinged screen is a wood-trimmed aluminum screen. It has a knob that is color-matched to the handle and multiple roll pin catches that hold it firmly in place when closed. Flexible design features, classical styling, with modern functionality - all in one window!

Push-Out Casements feature a single handle with a multi-point locking system. Available in three finishes, this combination is all about performance, security and durability.



Retractable Screen

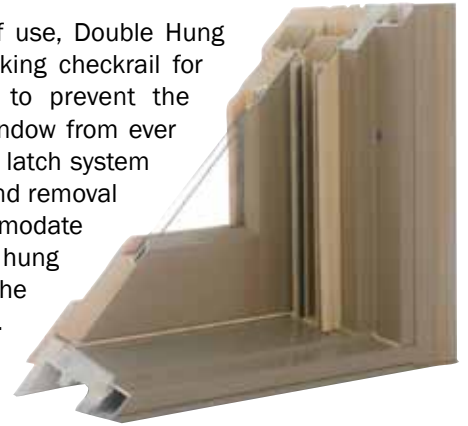


DOUBLE HUNG AND GLIDER WINDOWS



The variation of product available in double hung and glider windows provide convenient solutions when and wherever these traditional windows are used. Just because they're traditional in nature, doesn't mean that they limit design preferences. Units can be called out with smaller or taller sash (cottage and oriel style), mullered or assembled into a double hung bay window arrangement.

Designed for style and ease of use, Double Hung windows feature a full interlocking checkrail for security and a cPVC sub-sill to prevent the most weathered part of the window from ever deteriorating. The recessed tilt latch system gives a homeowner easier tilt and removal of sash for cleaning. To accommodate the need for oversize double hung windows, Lincoln also offers the massive Quantum Double Hung.



Concealed Jambliner

Take the traditional design and elegance of the Lincoln Double Hung window a step further with the addition of our new Concealed Jambliner upgrade. On the exterior, the jambliner is concealed by color matched cladding. From the interior, the jambliner design utilizes a clear wood cover to add warmth and show less unsightly vinyl tracking when the window is closed.

Tilt Latch and Window Locks

Low-profile pick resistant locks securely latch our Double Hung and Glider windows. Units with 32" glass and wider have two locks and units smaller than 32" have one lock. These locks are available in seven contemporary finish options. Tilt latches on Double Hungs are set into the check rail of the bottom sash and concealed in the top rail on the upper sash. Spring loaded, they release to tilt in with ease. Out of your visible glass sightline and simple to operate, our hardware is a trouble-free solution.



Standard Jambliner



Concealed Jambliner



Glider Windows

Glider windows have their own niche in residential construction. Often used at near ground level, a glider can provide an egress opening. In appearance it is dimensionally similar to casement windows to complete a design theme.

Our redesigned Glider is a single slider with one operating sash or a triple slider with operable flankers and a stationary picture sash center. An option for a full or half screen completes the product. The new durable solid brass sash rollers reduce friction and improve operation.



MISCELLANEOUS WINDOWS

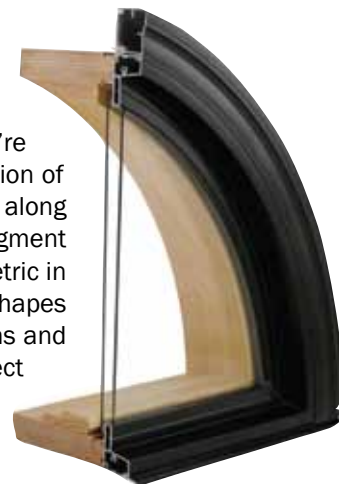


Lincoln Fit Double Hung Insert Window

OUT WITH THE OLD...IN WITH THE NEW! Take your old, drafty, hard to operate, inefficient windows and add all of today's technology and styles without disrupting the inside or outside of your home. Over the years, the sash, balance systems and hardware of a window take the brunt of wear from the elements, while the trim and frame can remain in good condition. Updating your windows to improve their performance and appearance is now a quick and easy process with the Lincoln Fit Double Hung Insert Window. All units are custom manufactured to fit your exact specifications. New glass, modern weatherstrip and smooth installation-what could be better than the state-of-the-art Lincoln Fit window for your residence?

Specialty Windows

Specialty units are exactly what the name implies – special. These are the units that really draw your attention to a home by giving it distinct and individual appeal. If you're looking for radius units, Lincoln has a selection of standard oval or full circle units to pick from along with quarter rounds, half rounds and even segment head windows. If your design is more geometric in nature, we can produce a multitude of shapes from triangles, trapezoids, pentoids, octagons and more. Specialties are available in either direct set or with minimal limitations, sash set units. Add intrinsic value to your home with unique shapes from Lincoln.



Double Hung Replacement Kit

Even huge jobs become small projects with the Replacement Sash Kit from Lincoln. Pick our sash kit option and reduce the need to replace or even disturb interior or exterior trims. Finding the right size replacement for your project is even easier because all kits are custom manufactured to fit each opening. The Replacement Sash Kit installs into an existing window frame in combination with snap-in jamb liners and efficient insulated sash. In a matter of minutes, you'll turn an old double hung window into a major home improvement.



Transoms

With taller ceiling heights and the popularity of great rooms increasing, you need a patio door to look and feel in proportion to the design. Taller doors are always an option, but transoms offer an exceptional design opportunity. Not only do they add more light, a key architectural element is also added to your patio door and room.

SLIDE PATIO DOORS



Slide patio doors are an enchanting pass through to your world outdoors. Like their swing patio door brethren, our slide doors have been engineered to combine beauty, practicality and performance. Operation is superb via dual ball bearing adjustable rollers, riding along the stainless steel roller track on a durable pultruded fiberglass sill. Don't be afraid to think big because our four-wide slide doors will fill an opening up to 16-0 wide and are available in three standard heights. Choose narrow stiles and rails for more glass or try wide stiles and rails to complement and match the look of our swing patio doors.



Slide Patio Door Handles

Slide door handle sets are standard in a bronze finish metal on the exterior and a bronze finish metal combined with a wood pull on the interior. For distinctive style, upgrade to the Legacy handle set on your Lincoln slide patio doors, which are available in ten popular finishes.



White

Polished Brass



Satin Nickel

Antique Nickel



Matte Black

Faux Bronze



Antique Brass

Oil-Rubbed Brass




Polished Chrome

Brushed Chrome



Legacy Option



SWING PATIO DOORS

Open a door to beauty, performance and security with Lincoln In-Swing and Out-Swing Patio Doors. Whether you need a stand-alone door, 4-wide configuration or even a radius head option, we have the right door for you. We've accommodated latitude in design by offering five standard heights. Add Lincoln's multitude of widths and combinations to achieve the perfect door. Built to last, In-Swing doors come standard with a high performance pultruded fiberglass sill available in either grey or bronze. A 6-9/16" exterior extended jamb option is also available.

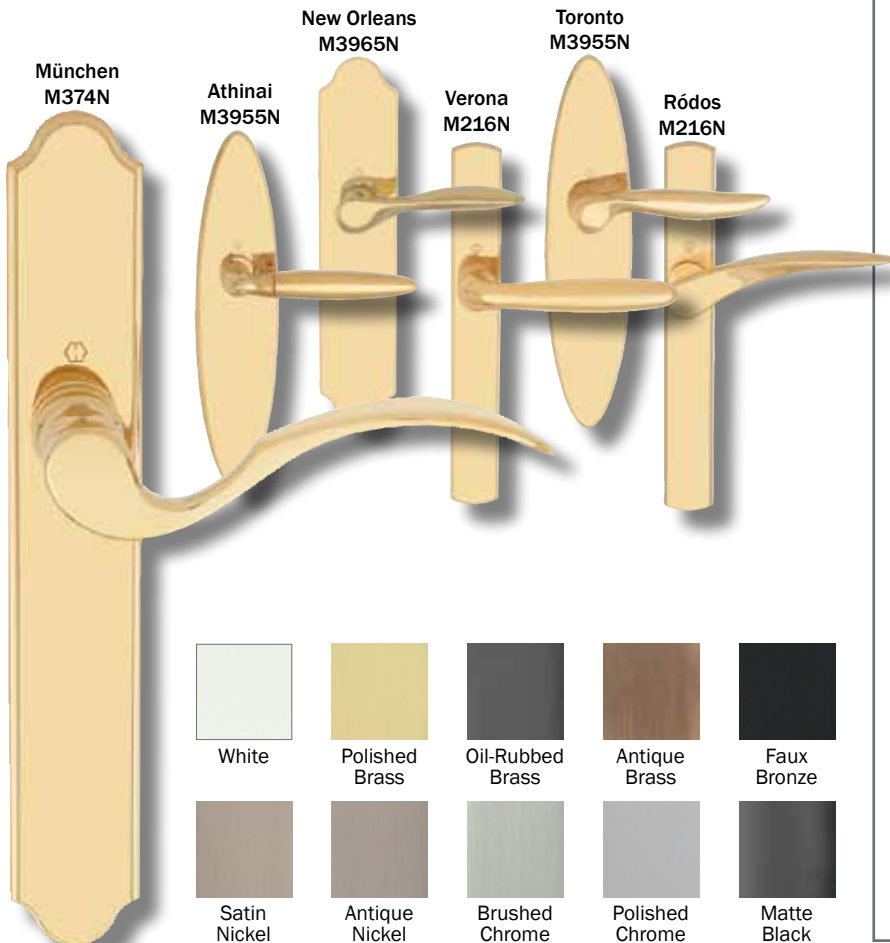
Each door is manufactured with the HOPPE® HTL HSL9000 multi-point locking system for greater performance, security and durability. More contact points equal less panel warping. Use swing patio doors and be assured that time-proven technology and a reliable company like Lincoln are at your doorstep.



Swing Patio Door Handles

Lincoln continues to expand the hardware options available on our patio door lines for when creativity is paramount. Designers now have six stylish handles and four backplates to choose from when deciding on the door hardware look. The choices continue with ten hardware finishes.

The standard hinges are adjustable with a non-removable pin to ensure smooth operation. In-Swing patio doors come standard with Gold Powder Coat finished hinges. Standard for Out-Swing patio doors is Brushed Chrome.



INTRODUCING HOPPE® BRONZE!

Want a handle set that will make your patio door extraordinary? HOPPE® bronze will do just that. Each handle set has a "live" finish that changes over time. To achieve this unique finish, the cast bronze alloy is tumbled in rocks and water and given a patina finish through oxidation and hand-rubbed with oils and waxes.

These handle sets are available in Antique Bronze or Dark Bronze, with a New Orleans or Missoula handle and a B2161 or B3741 backplate.

Missoula
B3741
Dark Bronze

NEW
Handle Sets



New Orleans
B2161
Antique Bronze

SWING PATIO DOORS

Operating Sidelites **NEW** Product

Whether you need to add more light to a room, expand your view of the outdoors, or want the convenience of ventilation without the inconvenience of a screen on your door, Lincoln's new Operating Sidelites are the perfect solution.

Manufactured as an independent frame, they can be mulled to a door or installed separately and are available with narrow or wide stiles.

HOPPE® thumb-bolt hardware is available in the ten swing patio door finishes and a three-point locking system for greater security. This stainless steel system provides protection from panel warpage and is strong enough to support panels two feet in width. As with any Lincoln in-swing door, color matched adjustable hinges are standard.



Fold-A-Way Doors **NEW** Product

Wish you could obscure the lines between the inside and outside of your home or have the ability to easily turn two rooms into one and back again? Your wish has come true with the introduction of Lincoln's new Fold-A-Way Patio Door. When closed, this new system provides a barrier while maintaining the view. When open, it creates an expansive entrance from one area to the next. So, if you are looking for a breathtaking feature to add to your project, consider Lincoln's new Fold-A-Way Patio Door.



Mid-Rail & Panel Bottom Doors

When is a patio door, not just a standard patio door? When you upgrade Lincoln swing doors by including a Mid-Rail or panel option. The Mid-Rail can be combined with wood panels, aluminum clad wood or even glass to totally change the look. If offering several standard designs and dimensions is our niche, adding unlimited custom options is our forte. Inspire yourself with the Lincoln mid-rail door program.

Radius Top Doors

Enhance your home with a little "curve" appeal from Lincoln. By utilizing a radius top swing patio door in your design, you incorporate a subtle accent that compliments almost any architectural theme.





When only the best will do.

Choose Lincoln for your new construction, remodeling or even light commercial projects. With over 60 years of manufacturing experience built into every unit, we engineer our windows and patio doors for visual appeal as well as outstanding performance and back it up with exceptional customer service before and after the sale. Additionally, our testing process is constantly evolving in order to improve and refine our products and to conform to various industry codes. Lincoln products are designed for your lifestyle.

We are continually expanding our list of product offerings, options, and accessories and are confident that we have the perfect window or patio door to harmonize with your ideas and designs.

All products are independently tested and certified for thermal and structural performance. Testing random products for manufacturing standards is another measure of our dedication to bringing fine windows and patio doors to market.

Lincoln is an Energy Star Partner. Energy Star is a voluntary partnership between the U.S. Department of Energy, the U.S. Environmental Protection Agency and the fenestration industry. It is designed to assist consumers in the recognition of energy efficient products and to promote the environmental and economic benefits of products that carry the Energy Star label.



Lincoln Windows & Doors carry an extensive product warranty. Ask your dealer for complete information.



Lincoln Wood Products, Inc.
1400 W. Taylor Street • P.O. Box 375
Merrill, Wisconsin 54452-1355
715-536-2461 • Fax: 715-536-7090
www.lincolnwindows.com



Committed to protecting and preserving the environment.

Lincoln Windows is committed to environmental stewardship. As responsible corporate citizens, we are dedicated to manufacturing energy efficient products and managing our resources in a manner that reduces our impact on the environment.

